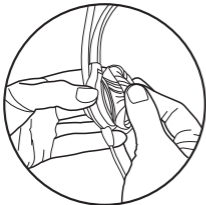
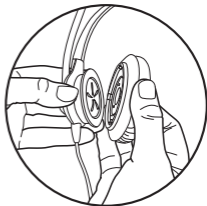


Ear Cushion: EC-12

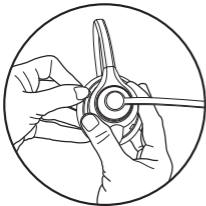
70mm Leatherette Donut Style Ear Cushion with speaker mesh and fixing bracket



- 1.** Remove the existing ear cushion by gently pulling the underside of the ear cushion away from the speaker collar.



- 2.** Attach the EC-12 Ear Cushion by aligning fixing bracket over the speaker collar and push gently until all four clips have clicked over the speaker collar.



- 3.** To remove the EC-12 ear cushion, gently release two of the attaching clips and carefully pull the ear cushion bracket away from the speaker collar.

Fits: JPL-603, JPL-604, JPL-611;
Agent 500, 600, 700, 800, AG-1, AG-2;
Radius 2000, 2100, 2200, 2300.